

Voltage Stabilisation Diode & Transient Voltage Suppressor Diode

BZD23-C11

Z-Diode 11V/2.5W

TVS Diode 10.4V/50mA

DATASHEET

OEM – Philips

Source: Philips Databook 1999

Voltage regulator diodes

BZD23 series

FEATURES

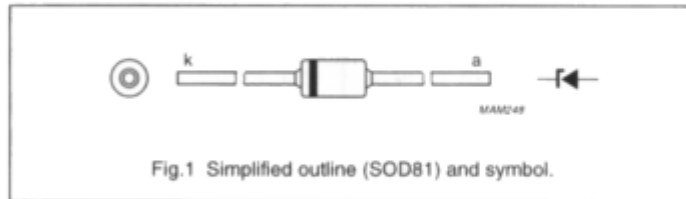
- Glass passivated
- High maximum operating temperature
- Low leakage current
- Excellent stability
- Zener working voltage range: 3.6 to 270 V for 46 types
- Transient suppressor stand-off voltage range: 6.2 to 430 V for 45 types
- Available in ammo-pack.

DESCRIPTION

Cavity free cylindrical glass package through Implotec™(1) technology. This package is hermetically sealed

and fatigue free as coefficients of expansion of all used parts are matched.

(1) Implotec is a trademark of Philips.



LIMITING VALUES

In accordance with the Absolute Maximum Rating System (IEC 134).

SYMBOL	PARAMETER	CONDITIONS	MIN.	MAX.	UNIT
P_{tot}	total power dissipation BZD23-C3V6 to -C6V8	$T_{ip} = 25\text{ °C}$; lead length 10 mm; see Figs 2 and 3	–	2.0	W
	BZD23-C7V5 to -C510		–	2.5	W
P_{tot}	total power dissipation BZD23-C3V6 to -C6V8	$T_{amb} = 55\text{ °C}$; see Figs 2 and 3; PCB mounted (see Fig.7)	–	1.0	W
	BZD23-C7V5 to -C510		–	1.0	W
P_{ZSM}	non-repetitive peak reverse power dissipation BZD23-C3V6 to -C6V8	$t_p = 100\text{ }\mu\text{s}$; square pulse; $T_j = 25\text{ °C}$ prior to surge; see Figs 4 and 5	–	300	W
	BZD23-C7V5 to -C510		–	300	W
P_{RSM}	non-repetitive peak reverse power dissipation BZD23-C7V5 to -C510	10/1000 μs exponential pulse (see Fig.8); $T_j = 25\text{ °C}$ prior to surge	–	150	W
T_{stg}	storage temperature BZD23-C3V6 to -C6V8		–65	+200	°C
	BZD23-C7V5 to -C510		–65	+175	°C
T_j	junction temperature BZD23-C3V6 to -C6V8		–65	+200	°C
	BZD23-C7V5 to -C510		–65	+175	°C

Voltage regulator diodes

BZD23 series

ELECTRICAL CHARACTERISTICS

Total series

$T_j = 25^\circ\text{C}$ unless otherwise specified.

SYMBOL	PARAMETER	CONDITIONS	MAX.	UNIT
V_F	forward voltage	$I_F = 0.2\text{ A}$; see Fig.6	1.2	V

Per type when used as voltage regulator diodes

$T_j = 25^\circ\text{C}$ unless otherwise specified.

TYPE No. SUFFIX (1)	WORKING VOLTAGE			DIFFERENTIAL RESISTANCE		TEMPERATURE COEFFICIENT		TEST CURRENT I_Z (mA)	REVERSE CURRENT at REVERSE VOLTAGE	
	V_Z (V) at I_Z			r_{diff} (Ω) at I_Z		S_Z (%/K) at I_Z			I_R (μA)	V_R (V)
	MIN.	NOM.	MAX.	TYP.	MAX.	MIN.	MAX.	MAX.		
C3V6	3.4	3.6	3.8	4	8	-0.14	-0.04	100	100	1
C3V9	3.7	3.9	4.1	4	8	-0.14	-0.04	100	50	1
C4V3	4.0	4.3	4.6	4	7	-0.12	-0.02	100	25	1
C4V7	4.4	4.7	5.0	3	7	-0.10	0.00	100	10	1
C5V1	4.8	5.1	5.4	3	6	-0.08	-0.02	100	5	1
C5V6	5.2	5.6	6.0	2	4	-0.04	0.04	100	10	2
C6V2	5.8	6.2	6.6	2	3	-0.01	0.06	100	5	2
C6V8	6.4	6.8	7.2	1	3	0.00	0.07	100	10	3
C7V5	7.0	7.5	7.9	1	2	0.00	0.07	100	50	3
C8V2	7.7	8.2	8.7	1	2	0.03	0.08	100	10	3
C9V1	8.5	9.1	9.6	2	4	0.03	0.08	50	10	5
C10	9.4	10	10.6	2	4	0.05	0.09	50	7	7.5
C11	10.4	11	11.6	4	7	0.05	0.10	50	4	8.2
C12	11.4	12	12.7	4	7	0.05	0.10	50	3	9.1
C13	12.4	13	14.1	5	10	0.05	0.10	50	2	10
C15	13.8	15	15.6	5	10	0.05	0.10	50	1	11
C16	15.3	16	17.1	6	15	0.06	0.11	25	1	12
C18	16.8	18	19.1	6	15	0.06	0.11	25	1	13
C20	18.8	20	21.2	6	15	0.06	0.11	25	1	15
C22	20.8	22	23.3	6	15	0.06	0.11	25	1	16
C24	22.8	24	25.6	7	15	0.06	0.11	25	1	18
C27	25.1	27	28.9	7	15	0.06	0.11	25	1	20
C30	28	30	32	8	15	0.06	0.11	25	1	22
C33	31	33	35	8	15	0.06	0.11	25	1	24
C36	34	36	38	21	40	0.06	0.11	10	1	27
C39	37	39	41	21	40	0.06	0.11	10	1	30
C43	40	43	46	24	45	0.07	0.12	10	1	33
C47	44	47	50	24	45	0.07	0.12	10	1	36

Voltage regulator diodes

BZD23 series

TYPE No. SUFFIX (1)	WORKING VOLTAGE			DIFFERENTIAL RESISTANCE		TEMPERATURE COEFFICIENT		TEST CURRENT I_Z (mA)	REVERSE CURRENT at REVERSE VOLTAGE	
	V_Z (V) at I_Z			r_{diff} (Ω) at I_Z		S_Z (%/K) at I_Z			I_R (μ A) MAX.	V_R (V)
	MIN.	NOM.	MAX.	TYP.	MAX.	MIN.	MAX.			
C51	48	51	54	25	60	0.07	0.12	10	1	39
C56	52	56	60	25	60	0.07	0.12	10	1	43
C62	58	62	66	25	80	0.08	0.13	10	1	47
C68	64	68	72	25	80	0.08	0.13	10	1	51
C75	70	75	79	30	100	0.08	0.13	10	1	56
C82	77	82	87	30	100	0.08	0.13	10	1	62
C91	85	91	96	60	200	0.09	0.13	5	1	68
C100	94	100	106	60	200	0.09	0.13	5	1	75
C110	104	110	116	80	250	0.09	0.13	5	1	82
C120	114	120	127	80	250	0.09	0.13	5	1	91
C130	124	130	141	110	300	0.09	0.13	5	1	100
C150	138	150	156	130	300	0.09	0.13	5	1	110
C160	153	160	171	150	350	0.09	0.13	5	1	120
C180	168	180	191	180	400	0.09	0.13	5	1	130
C200	188	200	212	200	500	0.09	0.13	5	1	150
C220	208	220	233	350	750	0.09	0.13	2	1	160
C240	228	240	256	400	850	0.09	0.13	2	1	180
C270	251	270	289	450	1000	0.09	0.13	2	1	200

Note

- To complete the type number the suffix is added to the basic type number, e.g. BZD23-C51.

Voltage regulator diodes

BZD23 series

Per type when used as transient suppressor diodes

 $T_j = 25\text{ °C}$ unless otherwise specified.

TYPE NUMBER	REVERSE BREAKDOWN VOLTAGE	TEMPERATURE COEFFICIENT		TEST CURRENT	CLAMPING VOLTAGE		REVERSE CURRENT at STAND-OFF VOLTAGE	
	$V_{(BR)R}$ (V) at I_{test}	S_z (%/K) at I_{test}		I_{test} (mA)	$V_{(CL)R}$ (V) MAX.	at I_{RSM} (A) note 1	I_R (μ A)	at V_R (V)
		MIN.	MAX.				MAX.	
BZD23-C7V5	7.0	0.00	0.07	100	11.3	13.3	1500	6.2
BZD23-C8V2	7.7	0.03	0.08	100	12.3	12.2	1200	6.8
BZD23-C9V1	8.5	0.03	0.08	50	13.3	11.3	100	7.5
BZD23-C10	9.4	0.05	0.09	50	14.8	10.1	20	8.2
BZD23-C11	10.4	0.05	0.10	50	15.7	9.6	5	9.1
BZD23-C12	11.4	0.05	0.10	50	17.0	8.8	5	10
BZD23-C13	12.4	0.05	0.10	50	18.9	7.9	5	11
BZD23-C15	13.8	0.05	0.10	50	20.9	7.2	5	12
BZD23-C16	15.3	0.06	0.11	25	22.9	6.6	5	13
BZD23-C18	16.8	0.06	0.11	25	25.6	5.9	5	15
BZD23-C20	18.8	0.06	0.11	25	28.4	5.3	5	16
BZD23-C22	20.8	0.06	0.11	25	31.0	4.8	5	18
BZD23-C24	22.8	0.06	0.11	25	33.8	4.4	5	20
BZD23-C27	25.1	0.06	0.11	25	38.1	3.9	5	22
BZD23-C30	28	0.06	0.11	25	42.2	3.6	5	24
BZD23-C33	31	0.06	0.11	25	46.2	3.2	5	27
BZD23-C36	34	0.06	0.11	10	50.1	3.0	5	30
BZD23-C39	37	0.06	0.11	10	54.1	2.8	5	33
BZD23-C43	40	0.07	0.12	10	60.7	2.5	5	36
BZD23-C47	44	0.07	0.12	10	65.5	2.3	5	39
BZD23-C51	48	0.07	0.12	10	70.8	2.1	5	43
BZD23-C56	52	0.07	0.12	10	78.6	1.9	5	47
BZD23-C62	58	0.08	0.13	10	86.5	1.7	5	51
BZD23-C68	64	0.08	0.13	10	94.4	1.6	5	56
BZD23-C75	70	0.08	0.13	10	103.5	1.5	5	62
BZD23-C82	77	0.08	0.13	10	114	1.3	5	68
BZD23-C91	85	0.09	0.13	5	126	1.2	5	75
BZD23-C100	94	0.09	0.13	5	139	1.1	5	82
BZD23-C110	104	0.09	0.13	5	152	1.0	5	91
BZD23-C120	114	0.09	0.13	5	167	0.90	5	100
BZD23-C130	124	0.09	0.13	5	185	0.81	5	110
BZD23-C150	138	0.09	0.13	5	204	0.73	5	120
BZD23-C160	153	0.09	0.13	5	224	0.67	5	130

Voltage regulator diodes

BZD23 series

TYPE NUMBER	REVERSE BREAKDOWN VOLTAGE	TEMPERATURE COEFFICIENT		TEST CURRENT	CLAMPING VOLTAGE		REVERSE CURRENT at STAND-OFF VOLTAGE	
	$V_{(BR)R}$ (V) at I_{test}	S_z (%/K) at I_{test}		I_{test} (mA)	$V_{(CL)R}$ (V)	at I_{RSM} (A)	I_R (μ A)	at V_R (V)
		MIN.	MIN.		MAX.	MAX.		
BZD23-C180	168	0.09	0.13	5	249	0.60	5	150
BZD23-C200	188	0.09	0.13	5	276	0.54	5	160
BZD23-C220	208	0.09	0.13	2	305	0.50	5	180
BZD23-C240	228	0.09	0.13	2	336	0.45	5	200
BZD23-C270	251	0.09	0.13	2	380	0.40	5	220
BZD23-C300	280	0.09	0.13	2	419	0.36	5	240
BZD23-C330	310	0.09	0.13	2	459	0.33	5	270
BZD23-C360	340	0.09	0.13	2	498	0.30	5	300
BZD23-C390	370	0.09	0.13	2	537	0.28	5	330
BZD23-C430	400	0.09	0.13	2	603	0.25	5	360
BZD23-C470	440	0.09	0.13	2	655	0.23	5	390
BZD23-C510	480	0.09	0.13	2	707	0.21	5	430

Note

1. Non-repetitive peak reverse current in accordance with 'IEC 60-1, Section 8' (10/1000 μ s pulse); see Fig.8.

THERMAL CHARACTERISTICS

SYMBOL	PARAMETER	CONDITIONS	VALUE	UNIT
$R_{th j-tp}$	thermal resistance from junction to tie-point	lead length = 10 mm		
	BZD23-C3V6 to -C6V8		87	K/W
	BZD23-C7V5 to -C510		60	K/W
$R_{th j-a}$	thermal resistance from junction to ambient	note 1		
	BZD23-C3V6 to -C6V8		145	K/W
	BZD23-C7V5 to -C510		120	K/W

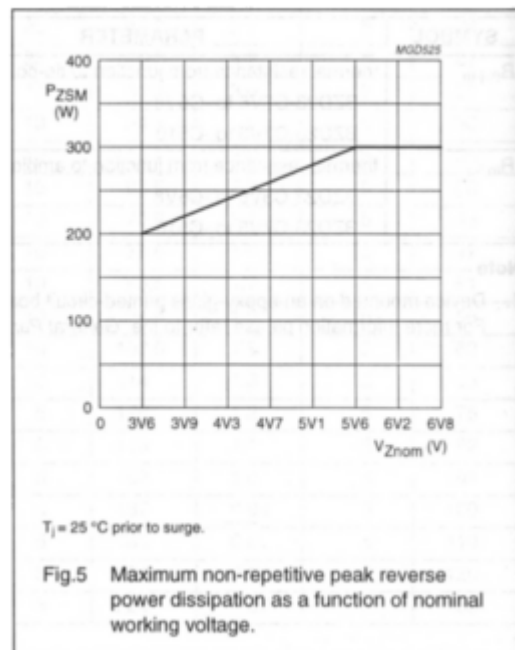



Note

1. Device mounted on an epoxy-glass printed-circuit board, 1.5 mm thick; thickness of Cu-layer $\geq 40 \mu$ m, see Fig.7. For more information please refer to the 'General Part of Handbook SC01'.

Voltage regulator diodes

BZD23 series

GRAPHICAL DATA



Voltage regulator diodes

BZD23 series

